



Kōjin 50 with Eternal Flame Reflective Ceramic Glass Panel Set,
Black Embers, Silver Birch Log Set A & B,
and Premium Clear View Barrier Screen with Invisimesh



Kōjin is the Japanese god of fire, the hearth, and the kitchen. He embodies fire, controlled and turned toward a good purpose, and is said to destroy all impurity.

In a Japanese zen garden the straight lines echo serenity, leading the eye through the landscape, while the wavy lines create a flow through the garden.

This relationship between form and function are mirrored in the unique lines presented by the Kōjin. Not only do they lead the eye toward the fire, but they improve combustion to allow the Archgard panoramic wall-to-wall flame. Archgard's Kōjin 50 linear fireplace is the first in the Kōjin line. It molds the fire into a contemporary, linear wall-to-wall flame that will fill your space with pure tranquility. With lines unlike any other linear fireplace, the Kōjin 50 will draw every eye in the room.

Model Number: 50-DVTE36CN-1

SPECIFICATIONS

Input Rating	
Natural Gas	19,500 - 36,000 BTU/h 5.7 - 10.55 kWh
Propane	17,000 - 33,000 BTU/h 4.98 - 9.67 kWh
Efficiencies	
Steady State Efficiency	71.20%
P.4 Fireplace Efficiency	63.55%

Dimensions	
Overall Dimensions	55 ¹⁵ / ₁₆ " W x 42 ¹ / ₄ " H x 17 ⁷ / ₈ " D
Viewing Area	48" W x 15" H, 50" Diagonal
Clearances	
Mantel Clearance (without I.H.E.A.T.)	8" mantle at minimum 23.5" from the top of the fireplace opening*.
Sidewall Clearance	3" from interior sidewall to the fireplace opening.
Hearth Clearance	No hearth clearance required.

*see the installation, operation, and maintenance manual for additional mantel options.



Archgard's midsize linear clean faced direct vent fireplace, the Kōjin 50 is perfect for medium sized installations. With many versatile styling options, the Kōjin 50 will become the centerpiece of any home. Finish with one of four premium interior panel sets and fill the firebox with one of six media options or mix the media options to create the new gathering place for your home.

BURNER MEDIA OPTIONS (MUST CHOOSE AT LEAST ONE)



999-FB-CW35
Clear White Fire Beads



999-FB-JB35
Jet Black Fire Beads



999-FB-A35
Amber Fire Beads



310-0020
Black Embers




31-RR
Mississippi River Rocks



31-RR-G
Santa Cruz River Rocks

PANEL SET OPTIONS (MUST CHOOSE ONE)



50- BRPL-MBS
Midnight Black Steel
Panel



50-BRPL-ALG
Brick Panel, Appalachian
Ledge Stone Grey



50- BRPL-LCB
Panel Set,
Lost Coast Black



50-BRPL-RG
Eternal Flame Reflective
Ceramic Glass

SILHOUETTE LOG SETS (OPTIONAL - MIX UP TO SEVEN SETS / FOURTEEN LOGS)



2-LS-SW
Silhouette White



2-LS-SB
Silhouette Black



2-LS-SG
Silhouette Grey

PREMIUM LOG SETS (OPTIONAL)



999-LS-GTA / 999-LS-GTB
Grand Timber



999-LS-SBA / 999-LS-SBB
Silver Birch

SPECIFICATIONS

Technical Specifications	
Average Air Flow	100 CFM
Maximum Temperature Output	200°F (93°C)
Maximum Duct Length	30' (914.4 cm)

Kits Available	
999-IHT-540	40" Long Discharge System with 4" Collars
999-IHT-51212	Two 12" x 6" Discharge System with 5" Collars
999-IHT-54012	One 40" Long Discharge and one 12" x 6" Discharge System with 5" Collars

*multiple accessories are available to facilitate an easy installation, please see your local Archgard dealer.

BEZEL OPTIONS



999-IHT-12B2B
12" Slotted Bezel,
Satin Black



999-IHT-40B1B
40" Clean Design,
Satin Black



999-IHT-12B2W
12" Slotted Bezel,
White




999-IHT-40B1W
40" Clean Design,
White

Note: You may paint the bezels to match any decor using your preferred high temperature paint.




Intelligent Heat Exchange and Air Transfer (I.H.E.A.T.)

This system allows you to transfer the convection heat from your Kōjin 50 to where you want it the most; whether within the room, an adjoining room, or the room above.



Benefits of I.H.E.A.T.:

- Allows heat sensitive objects such as a television or artwork to be installed above the fireplace
- Allows for a lower combustible mantel
- Enables the transfer heat to other rooms or even levels of your home with a maximum duct length of 30 feet
- Multiple possible configurations
- Does not require power or special fans to operate
- Adjustable for variable wall thicknesses or finishes



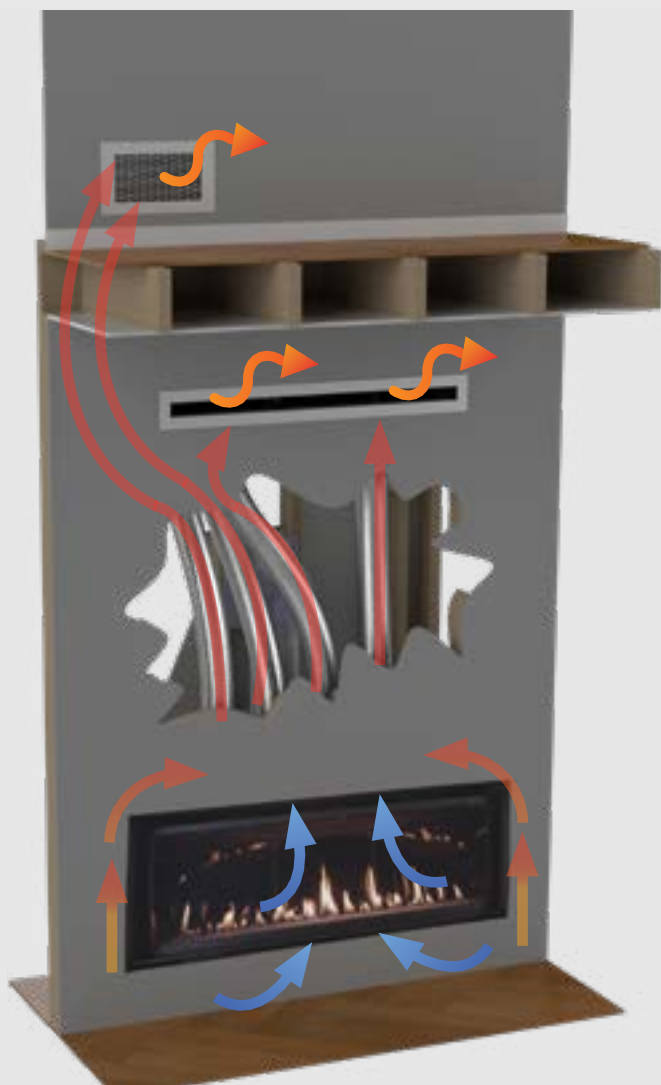
6 The I.H.E.A.T. Difference

I.H.E.A.T gives you the power to choose how you'd like to heat your home. This Intelligent Heat Exchange and Air Transfer system gives you the ability to transfer the heat from the fireplace away from the fireplace opening to the location of your choosing. Not only does this allow you to direct heat to where you need it most, but it allows even more options for customizing your space.

With I.H.E.A.T.

Cooler room air enters the fireplace and is warmed by the panoramic wall-to-wall flame. The warm air travels around the firebox and through the ducting to the discharge head(s), directing the warm air to wherever you need it most.

The air immediately above the fireplace opening is cooler, allowing heat sensitive objects to be mounted over the fireplace.*



Without I.H.E.A.T.

Cooler room air enters the fireplace and is warmed by the panoramic wall-to-wall flame. The warm air travels around the firebox and out of the top of the fireplace to heat the room.

The air immediately above the fireplace opening is warmer and a little more clearance to combustible material is needed.



*See the I.H.E.A.T. and Huracan 50 Installation, Operation, and Maintenance manuals for installation information including framing and required clearances.

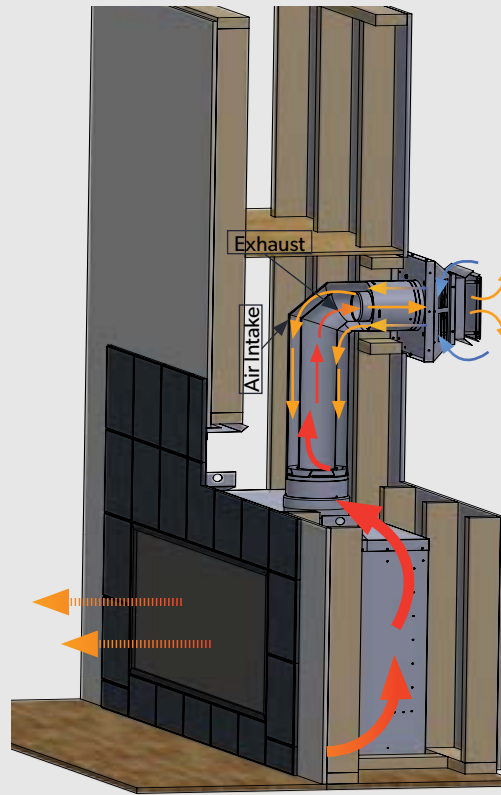
RADIANT HEAT VS CONVECTION HEAT

Radiant heat is the intentional transfer of radiant energy from your Archgard fireplace directly to objects and people within the room. Like the sun on a cool morning or sitting around a campfire, the surrounding temperature may be cool, but you are warm and comfortable because of the radiant heat that is transferred from the source directly to you.

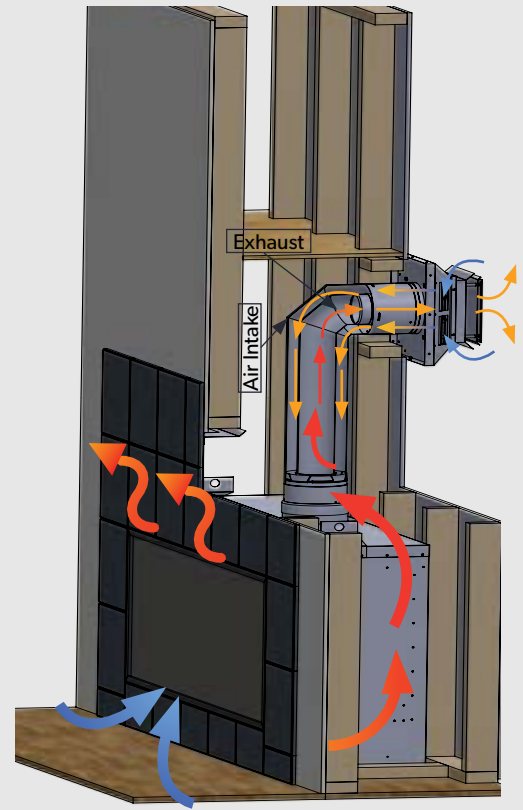
Convection heat generates an air current to help heat the air in the room quicker and push heat out to fill even larger spaces. This process is improved by using the standard efficient six speed heat distribution fan* which is operated using your standard remote control.

Radiant heat is known to be more efficient than convection heat due to differences in the way each system heats your home.

Archgard gas fireplaces give you the best of both heat types as all Archgard gas fireplaces are both radiant heaters AND convection heaters.



RADIANT HEAT



CONVECTION HEAT


DIRECT VENT TECHNOLOGY

All Archgard gas fireplaces use efficient direct vent technology. A direct vent fireplace draws the cooler outside air into the air intake to be used for combustion. The cool air is preheated as it travels down the air intake vent by the warmer exhaust air that is traveling up the inner exhaust vent. This reduces the amount of energy required to heat the combustion air and the amount of energy lost by the exhaust.

The combustion air is mixed with gas and used to create Archgard's panoramic wall-to-wall flame and to heat your home. The byproduct of combustion becomes the exhaust air which begins the cycle again.

WORLD'S FIRST DYNAMIC START ADVANTAGE

Our engineers teamed up with the industry's lead electronics producer to develop the all new Dynamic Start Advantage control system. The new control is absolutely the most reliable, user friendly, and safest start system ever produced.



This system will start the fire slowly and build it up after a draft has been established. This process helps ensure a more reliable start, reduces any condensation on the glass door, and helps to reduce the fatigue and stress to the fireplace caused by the rapid expansion of heating metal.

CONTINUOUS PILOT ON DEMAND



Archgard's efficient gas fireplaces are designed to help save the environment while saving you money! The Continuous Pilot On Demand ignition system is a feature that offers peace of mind while saving energy by turning the pilot off after seven continuous days without use.



This system allows you to live your life without consideration for whether you've left the pilot on or not. Whether you've gone on vacation or it's those warm summer days, the pilot will automatically turn off until you need it. Simply turn on the fireplace to start the seven day timer again.

Features

	50-DVTE36CN-1
Remote Control	Multi-function wall-mountable remote control system including smart thermostat*
Natural Gas / Propane	19,500 - 36,000 BTU/h (5.7 - 10.55 kWh) / 17,000 - 33,000 BTU/h (4.98 - 9.67 kWh)
Efficiencies	Steady State: 71.20% P4 Fireplace Efficiency: 63.55%
Ignition Type	Archgard's exclusive Dynamic Start Advantage spark-to-pilot ignition with continuous pilot on demand and battery backup**
Lighting	Six-level accent lighting controlled using the remote included.
Convection Fan	Two high efficiency six speed heat distribution fans and variable speed fan control
Glass Type	Shatter-resistant ceramic glass
Viewing Area	48" W x 15" H, 50" Diagonal
Vent Size	4" and 7" vent collars exit top of unit
Burner Type	Linear Panoramic wall-to-wall steel pan
Firebox Construction	Welded, double-seal rivet and gasket, silicone free Constructed of 16 and 18 gauge galvanized and aluminized coated steel for long life and durability
Warranty	Archgard's Worry-Free Elite Limited Lifetime
Serviceability	Easy access to the valve and controls for cleaning or servicing from the front of the fireplace
Multitple Barrier Options	Choose between the Premium Clear View Barrier Screen with InvisiMesh or the Grandview Park Decorative front*
Clearance to Combustibles	
Mantel Clearance	8" mantle at minimum 23.5" from the top of the fireplace opening**
Hearth Clearance	No hearth clearance required!
Sidewall Clearance	3" from side of glass door to sidewalls or mantel supports.

* A safety barrier must be installed.

** See the manual for more information. Clearances differ when I.H.E.A.T. is installed, see the I.H.E.A.T. manual for clearances when using I.H.E.A.T.

WALL MOUNTABLE REMOTE CONTROL



The wall mountable remote comes standard with all Archgard electronic ignition gas fireplaces and is used to control all aspects of your fireplace.

This adaptable remote includes a mounting bracket which allows the remote to be mounted at the location of your choosing and removed for the convenience of hand-held use.

For more information, pictures, and videos visit archgard.com

Find us on:



Facebook

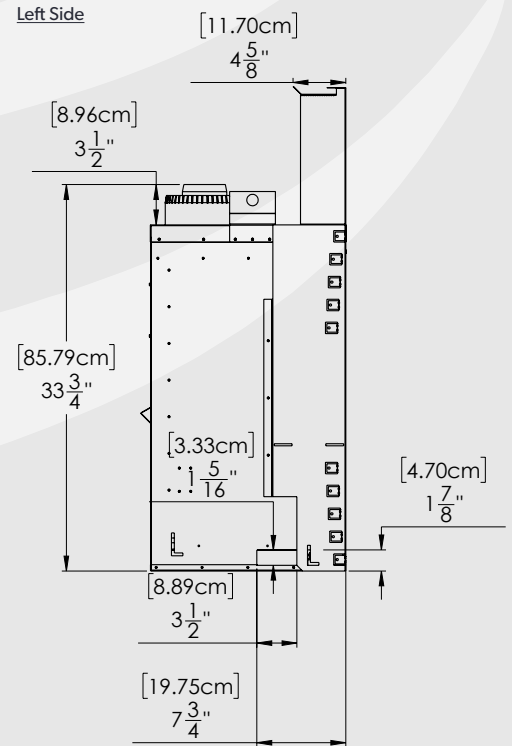
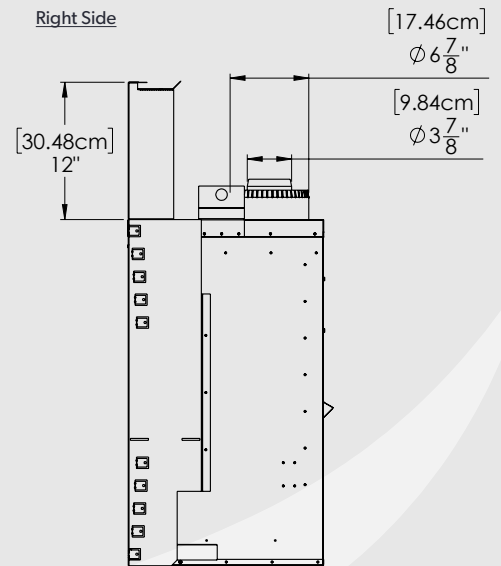
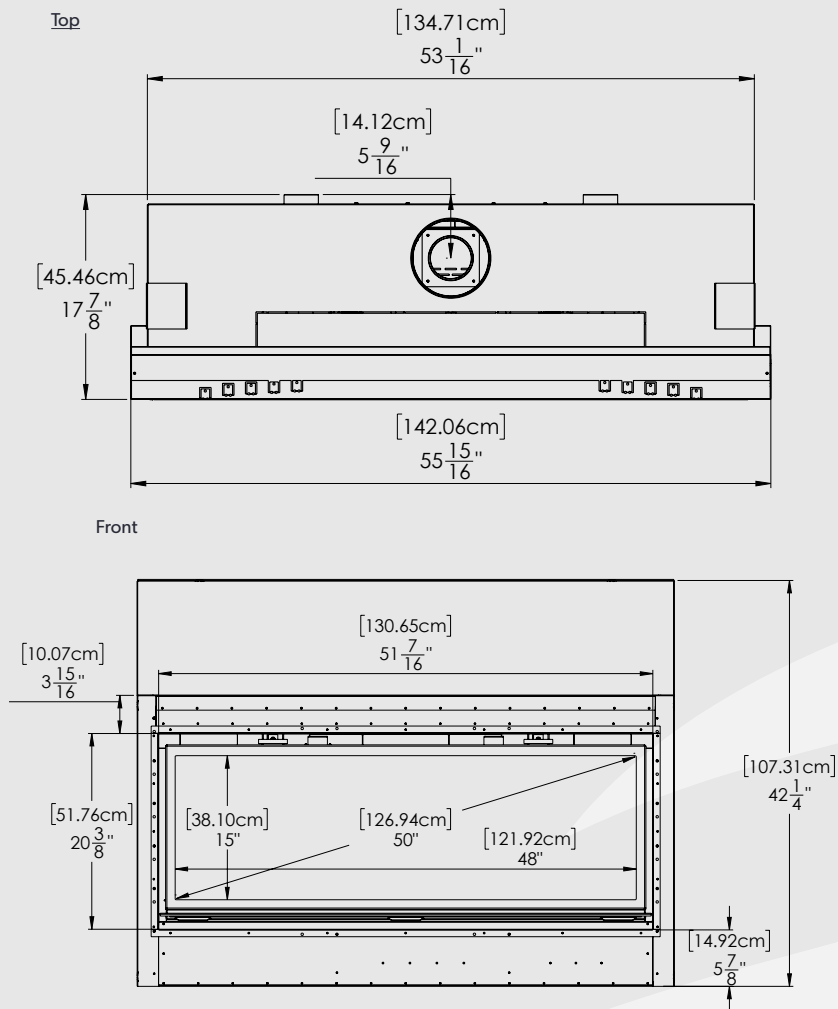


YouTube

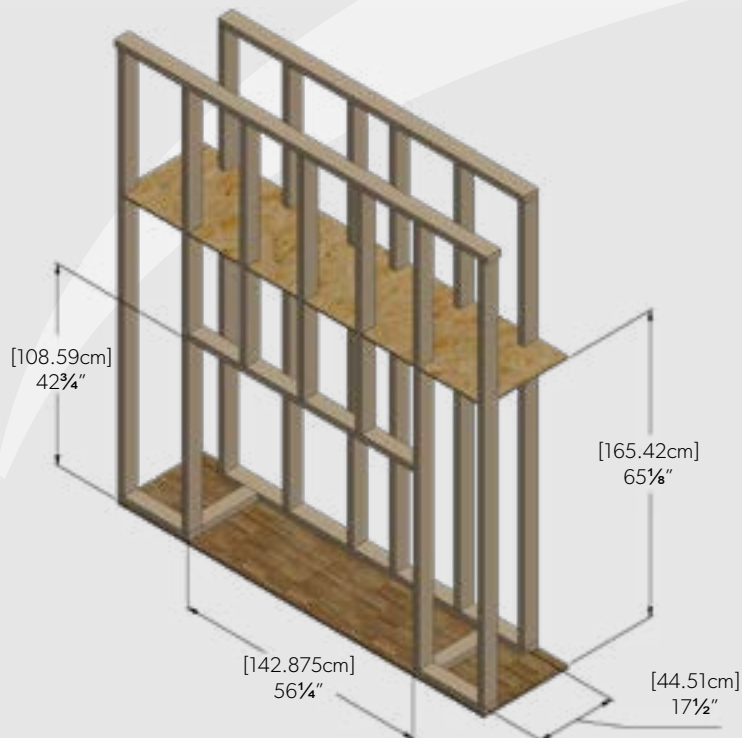


Instagram

FIREPLACE DIMENSIONS



FRAMING DIMENSIONS



PREMIUM CLEARVIEW BARRIER SCREEN



50-BS

Premium Clear View Barrier Screen, Black:

51 $\frac{1}{8}$ "W x 20 $\frac{3}{8}$ "H

This screen builds upon the standard Clear View Barrier Screen that is available for most Archgard products by using InvisiMesh.

InvisiMesh uses a finer wire and tighter weave than standard barrier screens, providing the same protection while allowing an unobstructed view of the fire!

OPTIONAL FRONT

GRANDVIEW PARK



50-FSGPB

Grandview Park, Black:

52 $\frac{1}{8}$ "W x 21 $\frac{1}{8}$ "H

Add some depth or definition to your Kōjin 50 with the Grandview Park front.

The GrandviewPark decorative front adds a 1 $\frac{1}{2}$ " border around the edge of the fireplace opening and may be used to cover the edge of tile or other finishing materials.

* A safety barrier must be installed.

For more information, surrounds, pictures, and videos visit archgard.com

The Story of Archgard

11

We take great pride in producing a fireplace that exceeds our customers' expectations. We believe that quality people produce quality products, and it is the quality craftsmanship that goes into each Archgard product that allows us to offer our elite Limited Lifetime Warranty. The fireplace has taken its place as a design element in our customers' homes. From our premium panoramic wall to wall flame to our range of aesthetic decorative fronts, we provide the perfect fireplace experience. When you purchase an Archgard fireplace you can count on uncompromising Quality, meticulous Design, and the Dependability to keep you and your home warm for years to come.

All Archgard fireplaces are manufactured in North America with the highest standard of workmanship. We are committed to supporting our economy and ensuring our customers receive the high-quality products they expect and deserve. As a privately owned company with over two decades of experience, Archgard has the ability to commit to ongoing research and development of new and innovative products. We are not interested in rushing a product to market unless we are fully satisfied that it meets our high standards. As a privately owned company, we enjoy the benefit of making the right long-term decisions for both our company and our customers.

DRIVE


Passion has been the drive behind every fireplace Archgard has built since it was established over 30 years ago. Quality, modern technology, and design has been our recipe for success. Quality was our promise then, and quality is our promise today.

Our fireplaces combine classic traditions with modern functionality. We create products that give you the same feeling you get while sitting in front of a traditional wood burning fireplace yet satisfies even the most stringent demands for clean combustion. This all leads to the Archgard experience: enjoy your unparalleled flame with a clear conscience.

INSPIRATION


Fire has played a vital role throughout history, ensuring our survival. The fireplace has always held a special place in the hearts and homes in North America. It is the focal point of the home and provides the heat, light, and security we all need – especially during those cold winters and long nights with heavy snowfall and icy winds.

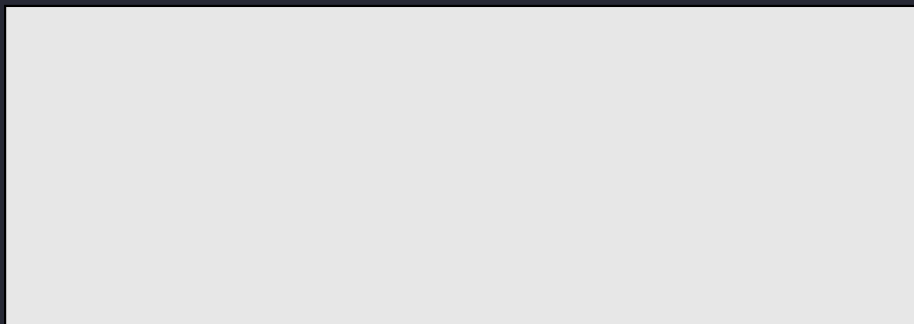
It's really quite amazing to sit and stare at a fire... it can take you into another world, allow you to relax, forget about what happened during the day, feel the warmth, feel the fire, see the light... #passionforthefire.



Kōjin 50 shown with Lost Coast Black Panel Set, Santa Cruz River Rocks, Mixed Silhouette Logs, & Premium Clear View Barrier Screen.

California Proposition 65 Warning: These products can expose you to chemicals including Carbon Monoxide, that is an externally vented by-product of fuel combustion, which is [are] known to the State of California to cause cancer, birth defects, or other reproductive harm. For more information, visit www.P65Warnings.ca.gov.





Part # 100-3120

October, 2023



Archgard Fireplace Products
7116 Beatty Drive Mission BC V2V 6B4
archgard.com